



UTILITY, COMMERCIAL AND INDUSTRIAL ESS

Product Portfolio



TO ENERGIZE BILLIONS WITH SMARTER POWER

10+ Years

Dedication to ESS

13+ GWh

Production Capacity Only for ESS

80+

Countries Delivered

1,000,000+

ESS Global Delivery

World's Leading

ESS Supplier

ABOUT PYLONTECH

Pylontech is a dedicated BESS (Battery Energy Storage System) provider, consolidating expertise in electrochemistry, power electronics, and system integration to deliver reliable BESS solutions globally. With its continuous and rapid growth, it has become a leading supplier of lithium battery energy storage systems worldwide.

Over the past decade we have been redefining electric power generation, storage and usage with our partners globally. Continuous innovation and broad collaboration is the only route to an efficient, sustainable and affordable new energy structure. We strongly believe in the carbon neutral commitments from global leaders and strive to contribute our passion into the movement.



PYLONTECH



Flexible Solutions

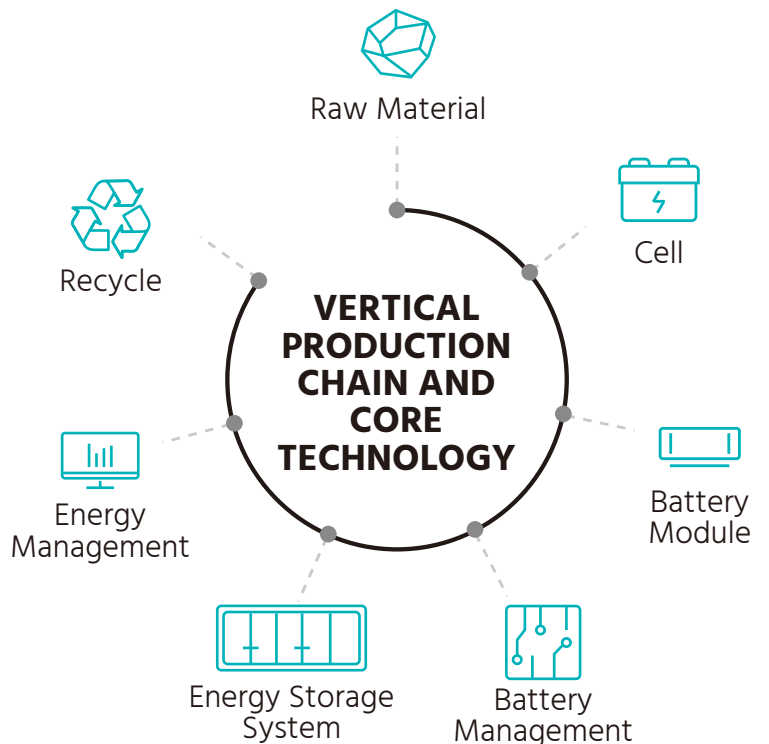
Solution portfolio ranges from 12v to 1500v
 Rigorously tested to global certification standards
 ESS-focused solutions begin with cell design

Strong R&D

12% R&D investment with an expanding team
 431 self-developed patents and counting
 15+ years of in-house engineered BMS

Vertical Integration

Total production chain core technology
 Enhanced reliability and quality control
 Advanced, intelligent production lines



(Data as of Q1 2024)

GLOBAL PRESENCE

Headquarters & Global Branches

Headquarters

China

Branches

Netherlands	UK
Germany	USA
Spain	Italy
Australia (In Progress)	Japan (In Progress)



Global Service Centers

UK	Spain
Germany	Czech Republic
Italy	Belgium
North America	South Africa
South America	Australia
Mexico	

(Data as of Q1 2024)



2009

Founded

BESS Solutions
Deployment

2013



Mass Production for
Europe and Australia



2014

Domestic Grid-Scale
BESS Deployment

2015



1GWh ESS
Shipped Globally



2018

PYLONTECH SOLUTIONS

Consumer Storage Battery

12V RV Battery
Portable Battery
High C-Rate Battery

Renewable Energy Integration

Solar and Wind Smoothing
Firming Renewable Output

Grid Service

Energy Arbitrage
Peak Shaving
Load Shifting
Frequency Regulation

Backup Power

UPS
Emergency Power

Distributed Energy

Microgrid Stabilization
Off-Grid Power System
V2G
VPP

Customer Application

Time-Of-Use
Self-Consumption
Demand Charge Reduction

1.5GWh Additional Capacity Built

2019

15_{GWH}



2020

First Listed ESS Company in China

No.1 Residential ESS Provider Globally

2022

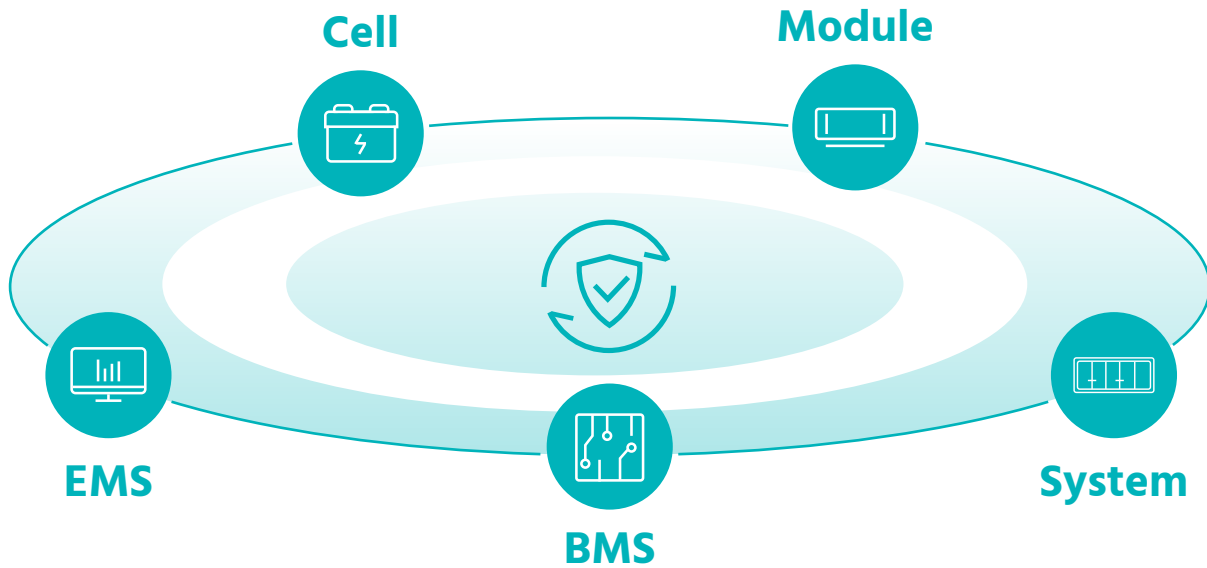


2023

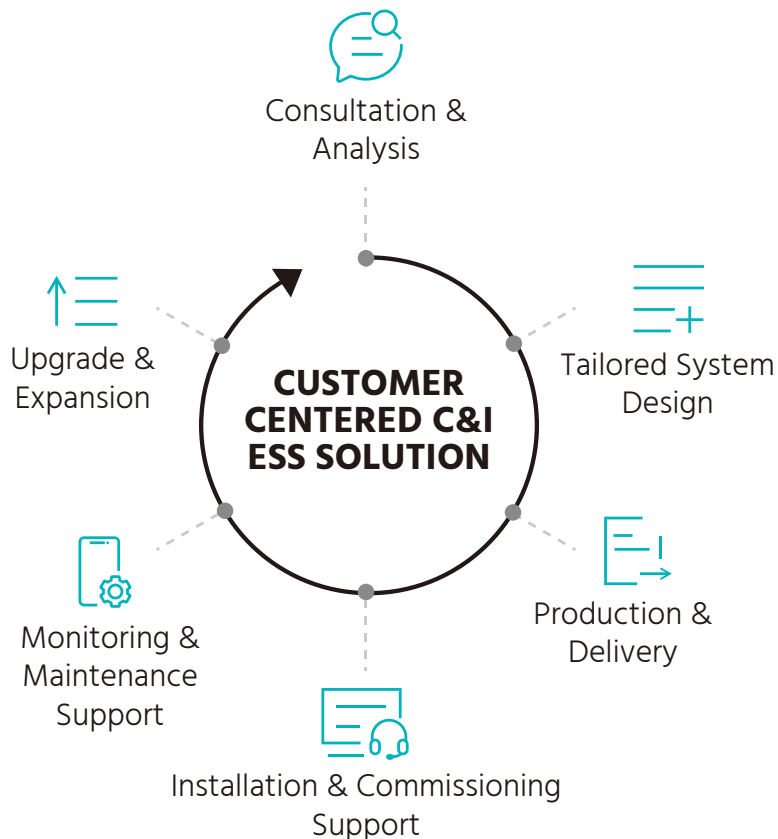
First Europe Manufacturer Base Built

--- 2024 ---

COMPREHENSIVE SAFETY



PROFESSIONAL SERVICE



INTELLIGENT SYSTEM

3S Intelligent Safety

AI-based fault diagnosis and localization
Optimized protection strategies
Intelligent early warning for safety and performance risks

Intelligent Dynamic Optimization of Boundaries

Dynamic assessment of system status
Optimization of operational energy consumption and lifespan

Intelligent Decision-Making Strategies

Real-time forecasting of electricity prices and loads
Intelligent economic decisions for power trading

LOW LCOES



Long Life Span



Easy Maintenance



Optimal Return




Reliable Service



POWER/CAPACITY CONFIGURATION

Navigation Map



UTILITY, COMMERCIAL AND INDUSTRIAL ESS

LFP Technology

Cabinet Solution

Air Cooling

- A100-HY
- A100-Omni
- A300-HY
- A329-BAT

Liquid Cooling

- L260-Omni
- L417-BAT

Container Solution

Air Cooling

- A1000-Omni
- A2000-Omni
- A2900-BAT


Liquid Cooling

- L2200-Omni
- L3300-BAT
- L5000-BAT



OPTIM US A100-HY

M1C 100kW/104kWh



52~520kWh



25~500kW



1C



400Vac



Hybrid Inverter Integrated



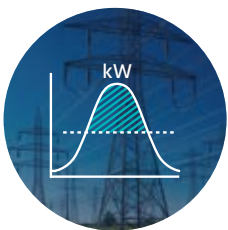
Superior Safety



Flexible Configuration



Easy Set-up & Maintenance



Peak Shaving



Energy Shifting



Self-Consumption



Backup

A100-HY

General Data		M1C 100kW/104kWh
Dimension (W*D*H mm, w/o inverter)	1500*1125*2195	
Weight (tons)	1.9 (Inc. Battery)	
Working Temperature Range (°C)	-20~50*	
Protection Class	IP55	
Altitude (m)	≤2000	
Humidity	0~95%	
Fire extinguishing	Aerosol	
Cooling System	air cooling	
Cooling system consumption (kW,Cooling/Heating)	2/1	
Aux. Power Consumption (kW, continuous/peak, incl. HVAC)	1.5/3	
Max.parallel No.	5	
Anti-corrosion	C3(C5 Optional)	
Certification	UN38.3/UN3481/IEC62619/IEC62040-1/CE/UKCA(EMC/RED)/VDE2510-50/UL1973/UL9540A/UL9540 G99/VDE-AR-N 4105/EN 50549-1/EN 50549-10/IEFS 2018.2/IEC 62116/IEC 61727/ IEC 60068/IEC 61683/EN 50530	

Battery Data	
Battery Type	Li-ion (LFP)
Nominal Capacity (kWh)	104
Max. /Continuous Operation C-rate	1/0.5
Depth of Discharge	98% (single string)
Cycle Life	>7000
DC Voltage Range (Vdc)	594~792 (single string)
Max. /Continuous Operation Current (A)	148/74
Round-trip Efficiency@ 0.5C-rate	95%

Hybrid Data On-grid Mode	
Rated AC Power (kW)	50/100
Rated AC Output Voltage (Vac)	400
Rated AC Output Frequency (Hz)	50/60
Max AC Current (A)	76 (Linear Load)
Overload Capacity	110%
AC PF	>0.99 (0.8 leading ~ 0.8 lagging)
CEC Efficiency	97.4% (Max.97.8%)
Isolation Type	Non-isolation
Response Time (On-Grid to Off-Grid)	<10ms

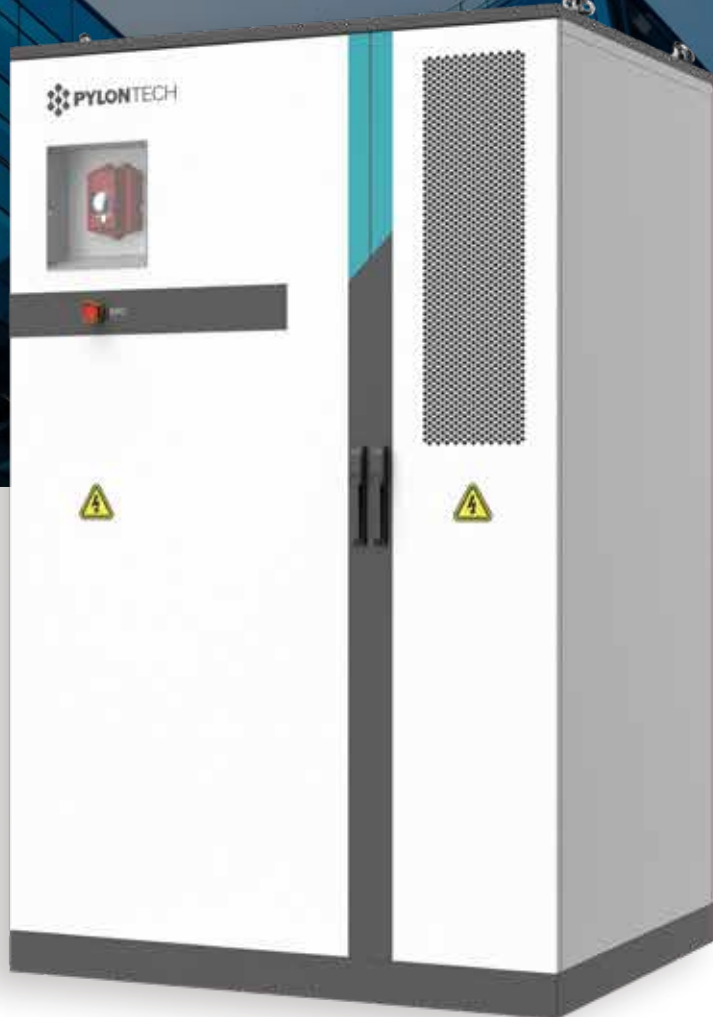
Operation Mode	
Communication Type	Modbus TCP/IP , Modbus RTU
Operation Logic	Peak Shaving/Energy Shifting/Self-Consumption/Backup

*Degradation at temperatures below 10°C or above 40°C

		System configuration										
		Inverter Type	25kW			50kW						
		INVERTER QTY	1	1	2	3	4	5	6	8	10	
		Cabinet QTY kWh	25	50	100	150	200	250	300	400	500	
A100 -HY	1	52	Min. configuration									
	1	104	Optional configuration	Standard configuration								
	2	208	Optional configuration	Optional configuration	Optional configuration		Optional configuration					
	3	312	Optional configuration	Optional configuration	Optional configuration	Optional configuration			Optional configuration			
	4	416	Optional configuration	Optional configuration	Optional configuration		Optional configuration			Optional configuration		
	5	520			Optional configuration		Optional configuration			Optional configuration	Optional configuration	

OPTIM US A100-OMNI

M1C-100kW/108kWh



108~648kWh



100~600kW



1C



400Vac



All in One Solution



Wide Temp. Range



Flexible Configuration



High C rate



**Wide Temp
Range**



**Ancillary
Service**



**Electricity
Arbitrage**



**Demand
Response**



Backup

A100-OMNI

General Data		M1C-100kW/108kWh
Dimension (W*D*H mm,w/o inverter)	1300*2485*1150	
Weight (tons)	2 (incl. battery)	
Working Temperature Range (°C)	-25~45*	
Protection Class	IP55	
Altitude (m)	≤2000	
Humidity	0~95%	
Fire extinguishing	Aerosol	
Cooling System	Air Cooling	
Cooling system consumption (kW,Cooling/Heating)	3 / 2	
Aux. Power Consumption (kW, continuous/peak, incl. HVAC)	2.5/4	
Max.parallel No.	5	
Anti-corrosion	C5 (Air Conditioner C4H)	
Certification	UN38.3/UN3481/IEC62619/IEC62040-1/CE/UKCA(EMC/RED)/ VDE2510-50/UL1973/UL9540A/UL9540 CE EMC/CE LVD/EN 50549-1: 2019/EN 50549-2: 2019/IEC 61000-6-2/IEC 62477-1	

Battery Data	
Battery Type	Li-ion (LFP)
Nominal Capacity (kWh)	108
Continuous Operation C-rate	1C
Depth of Discharge	98% (single string)
Cycle Life	>7000
DC Voltage Range (Vdc)	667~828 (single string)
Continuous Operation Current (A)	148
Round-trip Efficiency@ 0.5C-rate	95%

PCS DC/AC Data On-grid Mode	
Rated AC Power (kW)	100
Rated AC Output Voltage (Vac)	230/400
Rated AC Output Frequency (Hz)	50
Max AC Current (A)	145 (Linear Load)
Overload Capacity	120%@60sec
AC PF	1.0 (Lagging)~1.0 (Leading)
CEC Efficiency	97.3% (Peak 98.1%)
Isolation Type	Non-isolation

Operation Mode	
Communication Type	Modbus TCP/IP, Modbus RTU
Operation Logic	Wide Temp Range/Ancillary Service/Electricity Arbitrage/Demand Response/Backup

*Degradation at temperatures below 10°C or above 40°C

System configuration						
Inverter Type	100kW					
	Inverter QTY	1	2	3	4	5
Cabinet QTY	kWh	100	200	300	400	500
A100-OMNI	1	108	Min. configuration			
	2	216		Optional configuration		
	3	324			Optional configuration	
	4	432				Optional configuration
	5	540				

OPTIM US A300-HY

M5-300kWh-1000V



156.8~1565kWh



50~500kW



0.3C



400Vac



Hybrid Inverter Integrated



Flexible Configuration



Long Time Backup



Easy Set-up & Maintenance



Wide Temp
Range



Ancillary
Service



Electricity
Arbitrage



Demand
Response



Backup

A300-HY

OPTIM US / A300-HY

General Data		M5-300kWh-1000V
Dimension (W*D*H mm,w/o inverter)	1500*1300*2200	
Weight (tons)	3.5	
Working Temperature Range (°C)	-20~55*	
Protection Class	IP55	
Altitude (m)	≤3000	
Humidity	0~95%	
Fire extinguishing	Aerosol	
Cooling System	Air Cooling	
Cooling system consumption (kW, Cooling/Heating)	5/6.4	
Aux. Power Consumption (kW, continuous/peak, incl. HVAC)	2.35/4/26	
Max.parallel No.	5	
Anti-corrosion	C3	
Certification	UN38.3/UN 3480/IEC62619/IEC62040-1/CE/UKCA(EMC/RED)/VDE2510-50/UL1973/UL9540A G99/VDE-AR-N 4105/EN 50549-1/EN 50549-10/EIFS 2018.2/IEC 62116/IEC 61727/IEC 60068/IEC 61683/EN 50530	

Battery Data	
Battery Type	Li-ion (LFP)
Nominal Capacity (kWh)	313
Continuous Operation C-rate	0.3C
Max.Operation Current (A)	180*2
Depth of Discharge	98% (single string)
Cycle Life	>7000
DC Voltage Range (Vdc)	560~720 (single string)
Nominal operation current (A)	122.5*2
Round-trip Efficiency@ 0.5C-rate	96%

Hybrid Data On-grid Mode	
Rated AC Power (kW)	50/100
Rated AC Output Voltage (Vac)	400
Rated AC Output Frequency (Hz)	50/60
Max AC Current (A)	76A (Linear Load)
Overload Capacity	110%
AC PF	>0.99 (0.8 leading ~ 0.8 lagging)
CEC Efficiency	97.4% (Max.97.8%)
Isolation Type	Non-isolation
Response Time (On-Grid to Off-Grid)	<10ms

Operation Mode	
Communication Type	RS485 (MODBUS RTU)/LAN (MODBUS TCP/IP)/CAN
Operation Logic	Peak Shaving/Energy Shifting/Self-Consumption/Backup

*Degradation at temperatures below 10°C or above 40°C

		System configuration											
		Inverter Type	50kW										Min. configuration
		Inverter QTY	1	2	3	4	5	6	8	10		Optional configuration	
		Cabinet QTY	50	100	150	200	250	300	400	500		Standard configuration	
		kWh											
A300-HY	1	156.8	Min. configuration										
	1	219/250/313	Optional configuration	Standard configuration									
	2	626	Optional configuration	Optional configuration		Optional configuration							
	3	939	Optional configuration	Optional configuration	Optional configuration			Optional configuration					
	4	1252	Optional configuration	Optional configuration		Optional configuration			Optional configuration				
	5	1565		Optional configuration			Optional configuration			Optional configuration			

OPTIM US A329-BAT

M5-300kWh-1500V



1976~3948kWh



1000~2000kW



0.5C



1176~1491Vdc



Flexible Configuration




Superior Safety



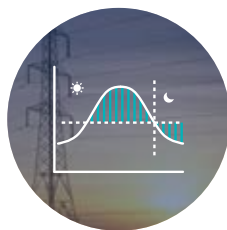
Long Time Backup



Easy Set-up & Maintenance



Peak Shaving



Energy Shifting



Self-Consumption



Backup


A329-BAT

General Data		M5-300kWh-1500V
Dimension (W*D*H mm,w/o inverter)	1500*1300*2200	
Weight (tons)	3.5	
Working Temperature Range (°C)	-40~55*	
Protection Class	IP 55	
Altitude (m)	≤4000	
Humidity	0~95%	
Fire extinguishing	Aerosol	
Cooling System	Air Cooling	
Cooling system consumption (kW, Cooling/Heating)	5/3.7	
Aux. Power Consumption (kW, continuous/peak, incl. HVAC)	2.35/4.26	
Max.parallel No.	5	
Anti-corrosion	C3 (C5 Optional)	
Certification	UN38.3/UN 3480/IEC62619/IEC62040-1/CE/UKCA (EMC/RED)/VDE2510-50/UL1973/UL9540A	
Battery Data		
Battery Type	Li-ion (LFP)	
Nominal Capacity (kWh)	329	
Continuous Operation C-rate	0.5C	
Max.Operation Current (A)	180	
Depth of Discharge	98% (single string)	
Cycle Life	>7000	
DC Voltage Range (Vdc)	1176 ~ 1491 (single string)	
Nominal operation current (A)	122.5	
Round-trip Efficiency@ 0.5C-rate	96%	
Operation Mode		
Communication Type	RS485 (MODBUS RTU)/LAN (MODBUS TCP/IP)/CAN	
Operation Logic	Peak Shaving/Energy Shifting/Self-Consumption/Backup	

*Degradation at temperatures below 10°C or above 40°C

OPTIM US L260-OMNI

M7-1000V-125kW/260kWh



260~1560kWh



125~750kW



0.5C



400Vac



PCS Integrated



Superior Safety



Extraordinary Performance



Easy Set-up & Maintenance



Wide Temp
Range



Ancillary
Service



Electricity
Arbitrage



Demand
Response



Backup

L260-OMNI

General Data		M7-1000V-125kW/260kWh
Dimension (W*D*H mm,w/o inverter)	950*1300*2480	
Weight (tons)	2.9	
Working Temperature Range (°C)	-25-50*	
Protection Class	IP55	
Altitude (m)	≤3000	
Humidity	5%-95%	
Fire extinguishing	Aerosol	
Cooling System	Liquid Cooling	
Cooling system consumption (kW, Cooling/Heating)	2.56	
Aux. Power Consumption (kW, continuous/peak, incl. HVAC)	2.7/3.85	
Max.parallel No.	6	
Anti-corrosion	C3 (C5 Optional)	
Certification*	IEC62619/IEC62040-1/CE/VDE2510-50/UL1973/UL9540A CE EMC/CE LVD/EN 50549-1: 2019/EN 50549-2: 2019/IEC 61000-6-2/IEC 62477-1	

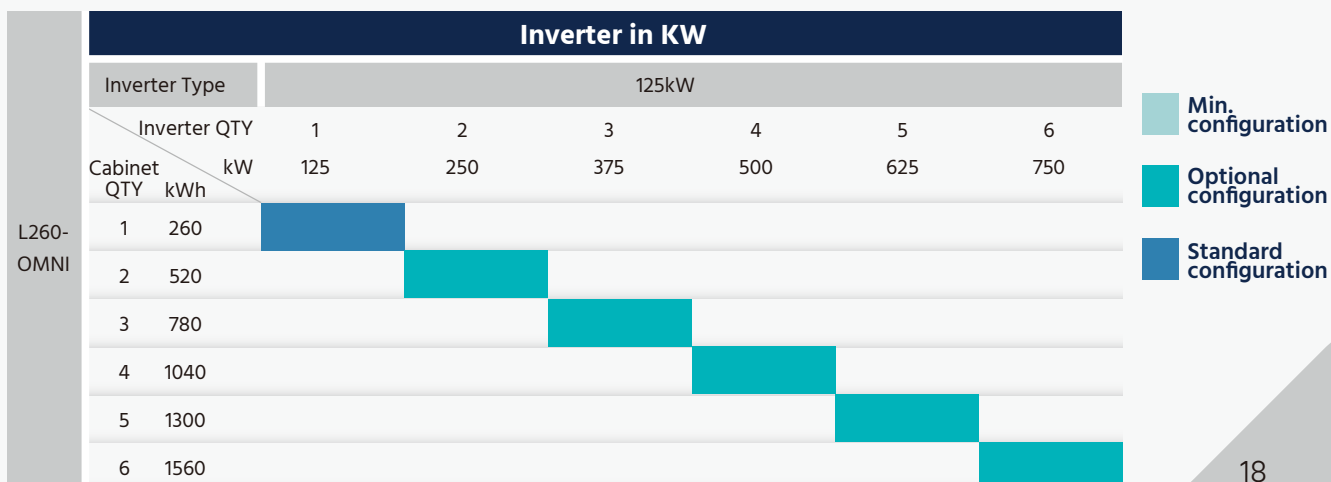
Battery Data	
Battery Type	Li-ion (LFP)
Nominal Capacity (kWh)	260
Depth of Discharge	98% (single string)
Cycle Life	>8500
DC Voltage Range (Vdc)	702-936 (single string)
Max. /Continuous Operation Current (A)	200/157
Round-trip Efficiency@ 0.5C-rate	>95%

PCS DC/AC Data On-grid Mode	
Rated AC Power (kW)	125
Rated AC Output Voltage (Vac)	400
Rated AC Output Frequency (Hz)	50
Max AC Current (A)	181
Overload Capacity	110%
AC PF	1.0 (Lagging)~1.0 (Leading)
CEC Efficiency	98%
Isolation Type	Non-isolation

Operation Mode	
Communication Type	Ethernet (Modbus TCP)
Operation Logic	Wide Temp Range/Ancillary Service/Electricity Arbitrage/Demand Response/Backup

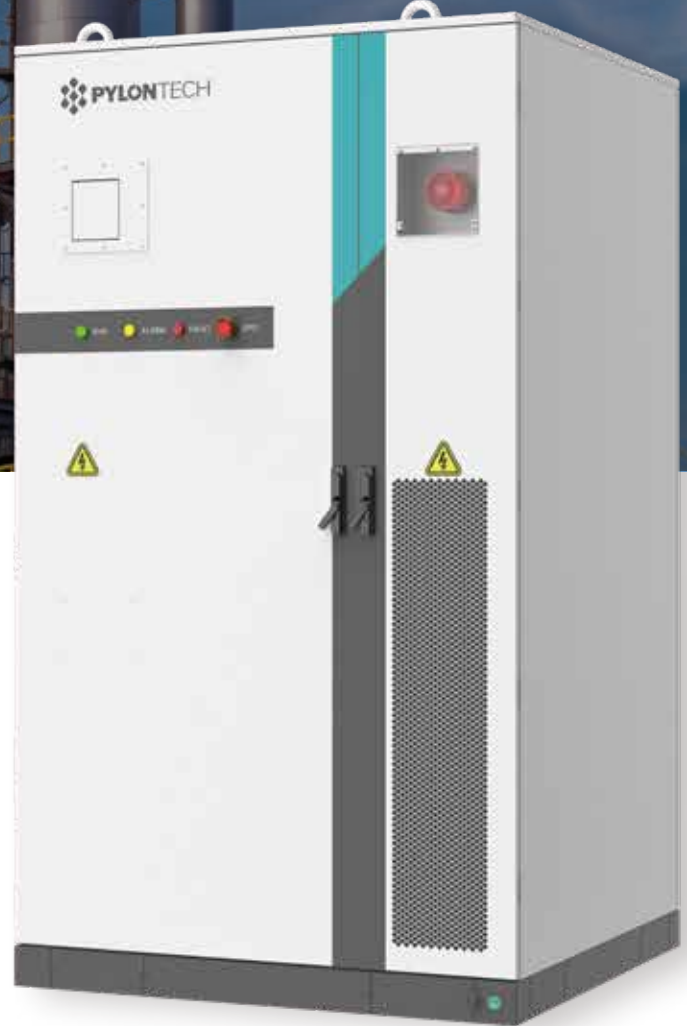
*Degradation at temperatures below 10°C or above 40°C

*Partial application in progress



OPTIM US L417-BAT

M7-1500V-417kWh



2085~5004kWh



1000~2500kW



0.5C



1123~1497Vdc



Extraordinary Performance



Superior Safety



Flexible Configuration



Easy Set-up & Maintenance



**Wide Temp
Range**



Ancillary Service



Electricity Arbitrage



Demand Response

L417-BAT

General Data		M7-1500V-417kWh
Dimension (W*D*H mm,w/o inverter)		1300*1300*2410
Weight (tons)		3.67
Working Temperature Range (°C)		-25-55*
Protection Class		IP55
Altitude (m)		≤4000
Humidity		5%-95%
Fire extinguishing		Aerosol
Cooling System		Liquid Cooling
Cooling system consumption (kW, Cooling/Heating)		3.5
Aux. Power Consumption (kW, continuous/peak, incl. HVAC)		3.75/5
Max.parallel No.		12
Anti-corrosion		C3 (C5 Optional)
Certification*		IEC62619/IEC62040-1/CE/VDE2510-50/UL1973/UL9540A

Battery Data	
Battery Type	Li-ion (LFP)
Nominal Capacity (kWh)	417
Depth of Discharge	98% (single string)
Cycle Life	>8500
DC Voltage Range (Vdc)	1123-1497 (single string)
Max. /Continuous Operation Current (A)	200/157
Round-trip Efficiency@ 0.5C-rate	>95%

Operation Mode	
Communication Type	Ethernet (Modbus TCP)/CAN
Operation Logic	Wide Temp Range/Ancillary Service/Electricity Arbitrage/Demand Response/Backup

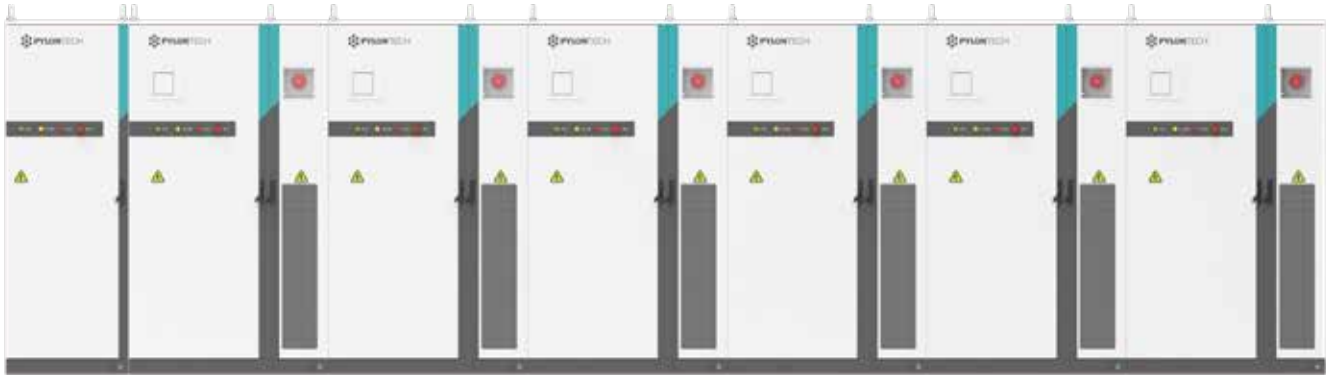
*Degration at temperatures below 10°C or above 40°C

*Partial application in progress

OPTIM US L417-BAT CONFLUENCE CABINET



General Data	CONFLUENCE CABINET
Dimension (W*D*H mm,w/o inverter)	800*1300*2410
Weight (tons)	0.5
Working Temperature Range (°C)	-25-55
Protection Class	IP55
Altitude (m)	≤4000
Humidity	5%-95%
Cooling System	Air Cooling
Cooling system consumption (kW, Cooling/Heating)	0.6
Aux. Power Consumption (kW, continuous/peak, incl. HVAC)	0.7/1
Max. Cable Input	6/12
Anti-corrosion	C3 (Optional C5)
Battery Data	
Max.Operation Current (A)	1130
Max.DC Voltage (VDC)	1500

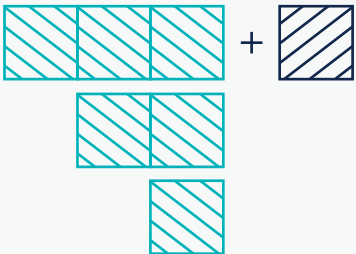
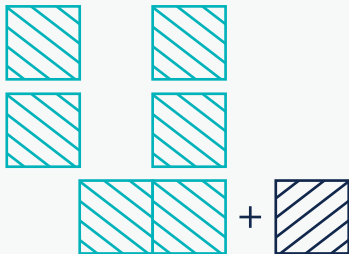
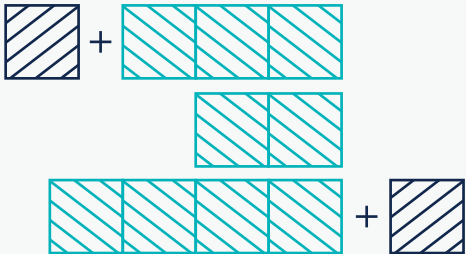
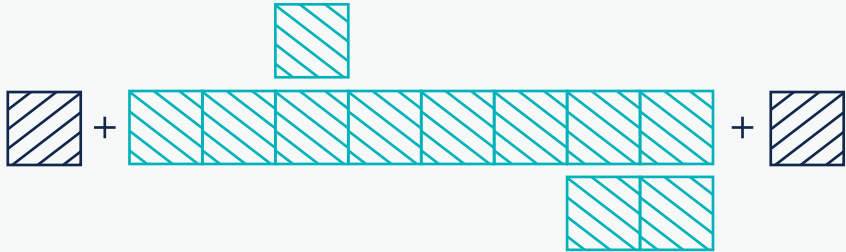


VERSATILE INSTALLATION FOR DIVERSE ENVIRONMENTS

 **Confluence Cabinet**



 **Battery Cabinet**



*Schematic only, installation subject to actual conditions.

CONTAINER A1000-OMNI

M5-10ft-500kW/1MWh



690~1035kWh



250~500kW



0.5C



400Vac



All in One Solution



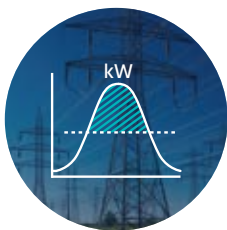
Superior Safety



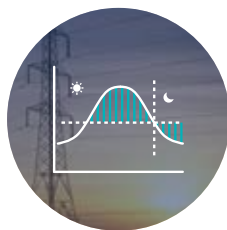
Long Time Backup



Easy Set-up & Maintenance



Peak Shaving



Energy Shifting



Self-Consumption

A1000-OMNI

General Data		M5-10ft-500kW/1MWh
Dimension (W*D*H mm,w/o inverter)	2991*2438*2896	
Weight (tons)	13	
Working Temperature Range (°C)	-20~50*	
Protection Class	IP54	
Altitude (m)	≤4000m	
Humidity	5%~95%	
Fire extinguishing	Aerosol	
Cooling System	Air Cooling	
Cooling system consumption (kW, Cooling/Heating)	15	
Aux. Power Consumption (kW, continuous/peak, incl. HVAC)	16	
Anti-corrosion	C3H (C5 Optional)	
Certification	UN38.3/UN 3480/IEC62619/IEC62040-1/CE/UKCA(EMC/RED)/VDE2510-50/UL1973/UL9540A CE LVD/IEC 62477/CE EMC/IEC 61000/ EN 50549-1:2019/G99/ AS4777	

Battery Data	
System Capacity (kWh)	1034.88
Depth of Discharge	98% (single string)
Cycle Life	>7000
DC Voltage Range (Vdc)	638~781 (single string)

PCS DC/AC Data On-grid Mode	
Rated AC Power (kW)	500
Rated AC Output Voltage (Vac)	400±15%
Rated AC Output Frequency (Hz)	50/60±2.5
Max AC Current (A)	760
Overload Capacity	125%~150%@ 200ms
AC PF	0.8~1 leading or lagging
CEC Efficiency	97%
Isolation Type	Non isolated type

*Degradation at temperatures below 10°C or above 40°C

A1000-OMNI	System configuration					Min. configuration	Optional configuration	Standard configuration
	AC Connection			3P3W, 400Vac, 50/60Hz				
	Racks QTY	Strings QTY	kWh	250	500			
	2	4	690					
	3	5	862					
	3	6	1035					

CONTAINER A2000-OMNI

M5-20ft-1MW/2MWh



1207~2070kWh



0.5C



250~1000kW



400Vac



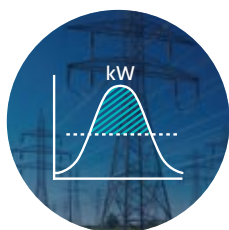
All in One System



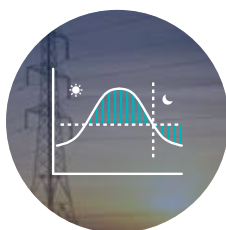
Flexible Configuration



Easy Set-up & Maintenance



Peak Shaving



Energy Shifting



Self-Consumption

A2000-OMNI

General Data		M5-20ft-1MW/2MWh
Dimension (W*D*H mm,w/o inverter)	6058*2438*2896	
Weight (tons)	28	
Working Temperature Range (°C)	-20~50*	
Protection Class	IP55	
Altitude (m)	≤4000	
Humidity	5%~95%	
Fire extinguishing	Perfluoro	
Cooling System	Air Cooling	
Cooling system consumption (kW, Cooling/Heating)	40	
Aux. Power Consumption (kW, continuous/peak, incl. HVAC)	30	
Anti-corrosion	C3H (C5 Optional)	
Certification	UN38.3/UN 3480/IEC62619/IEC62040-1/CE/UKCA (EMC/RED)/VDE2510-50/UL1973/UL9540A CE LVD/IEC 62477/CE EMC/IEC 61000/EN 50549-1:2019/G99/AS4777	

Battery Data	
System Capacity (kWh)	2069.76
Depth of Discharge	98% (single string)
Cycle Life	>7000
DC Voltage Range (Vdc)	638~781 (single string)

PCS DC/AC Data On-grid Mode	
PCS number	2
Rated AC Power (kW)	500
Rated AC Output Voltage (Vac)	400±15%
Rated AC Output Frequency (Hz)	60±2.5
Max AC Current (A)	0~720
Overload Capacity	125%~150%@200ms
AC PF	0.8~1 leading or lagging
CEC Efficiency	97%
Isolation Type	Non isolated type

Operation Mode	
Communication Type	RS485\CAN\Ethernet
Operation Logic	Peak Shaving/Energy Shifting/Self-Consumption

*Degradation at temperatures below 10°C or above 40°C

	System configuration							Min. configuration
	AC Connection			3P3W, 400Vac, 50/60Hz				
	Racks QTY	Strings QTY	kW	250	500	1000		
A2000-OMNI	4	7	1207					
	4	8	1380					
	5	9	1552					
	5	10	1724					
	6	11	1897					
	6	12	2070					

- Min. configuration
- Optional configuration
- Standard configuration

CONTAINER A2900-BAT

M5-20ft-2.9MWh



2900kWh



0.5C



1000~1500kW



1218~1491Vdc



Flexible Configuration



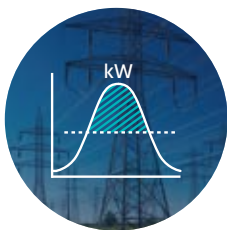
Superior Safety



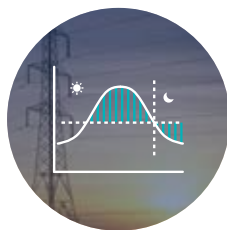
Long Time Backup



Easy Set-up & Maintenance



Peak Shaving



Energy Shifting



Self-Consumption

A2900-BAT

General Data		M5-20ft-2.9MWh
Dimension (W*D*H mm,w/o inverter)		6058*2438*2591
Weight (tons)		30.5
Working Temperature Range (°C)		-20~50*
Protection Class		IP55
Altitude (m)		≤4000
Humidity		5%~95%
Fire extinguishing		Perfluoro
Cooling System		Fan Cooling
Cooling system consumption (kW, Cooling/Heating)		40
Aux. Power Consumption (kW, continuous/peak, incl. HVAC)		30
Anti-corrosion		C3H(C5 Optional)
Certification	UL1973/UL9540A/UL9540/IEC62477-1/IEC62 040-1/IEC62619/IEC63056/UKCA/CE/LVD/CE EMC/UN38.3/VDE-AR-E 2510-50	
Battery Data		
System Capacity (kWh)		2963.52
Depth of Discharge		98% (single string)
Cycle Life		>7000
DC Voltage Range (Vdc)		1218~1491
Operation Mode		
Communication Type		RS485/CAN/Ethernet
Operation Logic		Peak Shaving/Energy Shifting/Self-Consumption

*Degradation at temperatures below 10°C or above 40°C

CONTAINER L5000-BAT M7-20ft-5MWh



3344~5016kWh



0.5C



1000~2500kW



1164~1497Vdc



Extraordinary Performance



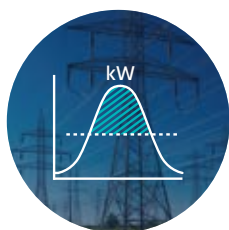
Superior Safety



Long Time Backup



Easy Set-up & Maintenance



Peak Shaving



Energy Shifting



Self-Consumption

L5000-BAT

General Data	
	M7-20ft-5MWh
Dimension (W*D*H mm,w/o inverter)	6058*2438*2896
Weight (tons)	43
Working Temperature Range (°C)	-20~50*
Protection Class	IP55
Altitude (m)	≤4000
Humidity	5%~95%
Fire extinguishing	Aerosol
Cooling System	Liquid Cooling
Cooling system consumption (kW, Cooling/Heating)	38
Aux. Power Consumption (kW, continuous/peak, incl. HVAC)	40
Anti-corrosion	C3H (C5 Optional)
Certification*	IEC62619/IEC62040-1/CE/VDE2510-50/UL1973/UL9540A
Battery Data	
System Capacity (kWh)	5016
Depth of Discharge	98% (single string)
Cycle Life	>8500
DC Voltage Range (Vdc)	1164~1497
Operation Mode	
Communication Type	RS485/CAN/Ethernet
Operation Logic	Peak Shaving/Energy Shifting/Self-Consumption/Electricity Arbitrage

*Degradation at temperatures below 10°C or above 40°C

*Partial application in progress

CONTAINER L2200-OMNI

M8-20ft-1.92MW/2.23MWh



558~2231kWh



1C



480~1920kW



400Vac



All in One System



Flexible Configuration



Easy Set-up & Maintenance



High C rate



Ancillary Service



Electricity Arbitrage



Demand Response



Backup

L2200-OMNI

General Data		M8-20ft-1.92MW/2.23MWh
Dimension (W*D*H mm,w/o inverter)	6058*2438*2896	
Weight (tons)	28	
Working Temperature Range (°C)	-25~55*	
Protection Class	IP55	
Altitude (m)	≤4000 (>3000m derating)	
Humidity	5%-95%	
Fire extinguishing	Aerosol	
Cooling System	Liquid cooling	
Cooling system consumption (kW, Cooling/Heating)	Cooling: 60/Heating: 24	
Aux. Power Consumption (kW, continuous/peak, incl. HVAC)	40	
Anti-corrosion	C3M(C5M Optional)	

Certification IEC62477-1/IEC62040-1/IEC62619/IEC63056/UKCA/CE LVD/CE EMC/UN38.3/VDE-AR-E 2510-50
CE LVD/IEC 62477/CE EMC/IEC 61000/EN 50549-1:2019/G99/AS4777

Battery Data	
System Capacity (kWh)	2231
Depth of Discharge	98% (single string)
Cycle Life	>6000
DC Voltage Range (Vdc)	716.8~921.6

PCS DC/AC Data On-grid Mode	
PCS number	12
Rated AC Power (kW)	160
Rated AC Output Voltage (Vac)	400±15%
Rated AC Output Frequency (Hz)	50/60±2.5
Overload Capacity	176kVA (1.1 times long-term/1.5 times for 10s overload)
AC PF	1.0 (Lagging)~1.0 (Leading)
CEC Efficiency	98%

Operation Mode	
Communication Type	RS485/CAN/Ethernet
Operation Logic	Ancillary Service/Electricity Arbitrage/Demand Response/Backup

*Degradation at temperatures below 10°C or above 40°C

*Partial application in progress

		System configuration				
Racks QTY	PCS Number kWh kW	3	6	9	12	Min. configuration
		480	960	1440	1920	
L2200-OMNI	1 558	Optional configuration				
	2 1116		Optional configuration			
	3 1674			Optional configuration		
	4 2231				Standard configuration	

CONTAINER L3300-BAT

M8-20ft-3.3MWh



1670~3300kWh



1C



1500~3300kW



1036~1382Vdc



Extraordinary Performance



Flexible Configuration



Easy Set-up & Maintenance



High C rate



Ancillary Service



Electricity Arbitrage



Demand Response



Backup

L3300-BAT

General Data		M8-20ft-3.3MWh
Dimension(W*D*H mm,w/o inverter)	6058*2438*2896	
Weight(tons)	35	
Working Temperature Range(°C)	-30~55	
Protection Class	IP55	
Altitude(m)	≤4000 (> 3000m derating)	
Humidity	5%-95%	
Fire extinguishing	Aerosol	
Cooling System	Liquid cooling	
Cooling system consumption (kW,Cooling/Heating)	Cooling: 60kW*2/Heating: 24kW*2	
Aux. Power Consumption (kW, continuous / peak, incl. HVAC)	78	
Anti-corrosion	C3M (C5M Optional)	
Certification*	IEC62477-1/IEC62040-1/IEC62619/IEC63056/UKCA/CE LVD/CE EMC/UN38.3/VDE-AR-E 2510-50	

Battery Data	
System Capacity (kWh)	3347
Nominal Capacity (kWh)	3347
Max. /Continuous Operation C-rate ☉	1.1C
Continuous Operation C-rate	1C
Max.Operation Current (A)	249.7
Depth of Discharge	98% (single string)
Cycle Life	>6000
Max.DC Voltage (VDC)	1382.4
DC Voltage Range (Vdc)	1075.2~1382.4
Nominal operation current (A)	227
Max. /Continuous Operation Current (A)	249.7
Continuous Operation Current (A)	227
Efficiency@ 0.5C-rate	94%

Operation Mode	
Communication Type	RS485 / CAN / Ethernet
Operation Logic	Ancillary Service/Electricity Arbitrage/Demand Response/Backup

*Degradation at temperatures below 10°C or above 40°C

*Partial application in progress

ORIGINAL BATTERY MANUFACTURER



OPTIONAL BATTERY MODULE



Basic Parameters	H32148-C
Energy (kWh)	4.73
Norminal Voltage (V)	32
Battery Capacity (Ah)	148
Dimension (W*D*H, mm)	330*628*150.5
Weight (kg)	43



Basic Parameters	HM3A180
Energy (kWh)	5.68
Norminal Voltage (V)	38.4
Battery Capacity (Ah)	148
Dimension (W*D*H, mm)	375*820*171.5
Weight (kg)	61



Basic Parameters	HM5A180F
Energy (kWh)	15.68
Norminal Voltage (V)	64
Battery Capacity (Ah)	245
Dimension (W*D*H, mm)	460*900*160.5
Weight (kg)	115



Basic Parameters	HM7A200L
Energy (kWh)	52.25
Norminal Voltage (V)	166.4
Battery Capacity (Ah)	314
Dimension (W*D*H, mm)	1145*790*245
Weight (kg)	345



Basic Parameters	HM8A300L
Energy (kWh)	46.49
Norminal Voltage (V)	204.8
Battery Capacity (Ah)	227
Dimension (W*D*H, mm)	1380*1080*184.5
Weight (kg)	345

GLOBAL DELIVERY

Empowering Business Worldwide
with Versatile Energy Storage Solutions



Self-Consumption

Europe

400 kW / 432 kWh



Peak Shaving

Asia

3.2 MW / 7 MWh



Grid Service

America

1 MW / 2 MWh



Micro-Grid Self-Consumption

America

500 kW / 750 kWh



Self-Consumption

Mid East

630 kW / 613 kWh



Micro-Grid

Europe

1 MW / 1.5 MWh

80+ Countries Global Deliveries
1,000,000+ ESS Globally Served



Self-Consumption

Asia

3 MW / 8 MWh



Demand Response

Asia

5 MW / 10 MWh



Peak Shaving

America

5 MW / 10 MWh



Back Up Self-Consumption

Asia

500 kW / 1 MWh



Grid Service

Europe

1 MW / 2 MWh



UPS

Asia

1 MW / 2 MWh



PYLONTECH

Pylon Technologies Co., Ltd

Website

www.pylontech.com.cn

Address

No.300, Miaoqiao Road, Kangqiao Town,
Pudong New Area, Shanghai 201315, China

E-mail

Sales: sales@pylontech.com.cn

Service: service@pylontech.com.cn

TEL

+86-21-51317699

